

s.84 EN331

full port 1/4" - 4"
hot forged brass ball valve



Quality

- 24h 100% seal test guaranteed
- Dual sealing system allows valve to be operated in either direction making installation easier
- No metal-to-metal moving parts
- No maintenance ever required
- Handle clearly shows ball position
- Silicone-free lubricant on all seals
- Handle stops on body to avoid stresses at stem
- Chrome plated brass ball for longer life with rinse hole

Body

- Hot forged sand blasted external nickel plated brass body and cap sealed with Loctite® or equivalent thread sealant
- Finest brass according to EN 12165 and EN 12164 (formerly DIN 17660 and UNI 5705-65) specifications

Stem

- Blowout-proof nickel plated brass stem
- Two FPM O-rings at the stem for maximum safety

Sealing

- Pure PTFE self-lubricating seats with flexible-lip design

Threads

- EN 10226-1, ISO 228 parallel female by female threads

PED directive

- Assessment according to Pressure Equipment Directive 2014/68/UE module B+D by Pascal (1115)



Flow

- Full port to DIN 3357 for maximum flow

Handle

- Geomet® carbon steel handle with thick PVC dip coating. Handle coating offers both thermal and electrical protection
- **WARNING:** do not exceed reasonable temperature and/or electrical load
- Handle removable with valve in service

Working pressure & temperature

- 40 Bar (600 PSI) up to 2", 30 Bar (450 PSI) over 2" non-shock cold working pressure
- -40°C (-40°F)/ +170°C (+350°F)
- For use with dangerous fluids temperature rating is -20°C +60°C and pressure rating is 5 Bar
- AS4617 Limitation for GAS: 2100 Kpa up to 2" and 1500 Kpa from 2.1/2" to 4" rated working pressure and 0°C/ +60°C temperature
- **WARNING:** freezing of the fluid in the installation may severely damage the valve

Options up to 2" size

- Stem extension
- T-handle
- AISI 430 stainless steel handle
- Taper male by parallel female threads up to 4"
- Oval lockable handle up to 2", round over 2"
- Patented locking device for valves up to 4"
- Stubby handle
- **RUB** memory stop designed to be installed with our stubby handle

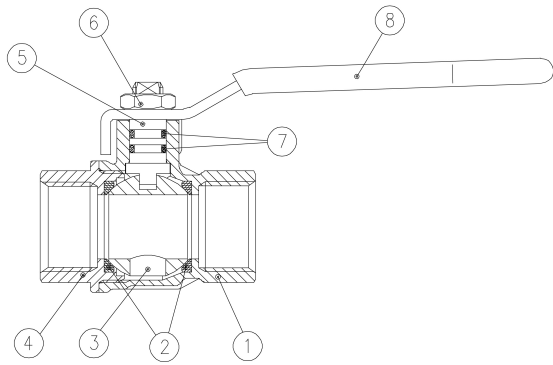
Upon request

- AISI 316 stainless steel ball
- Glass filled PTFE seals
- Custom design

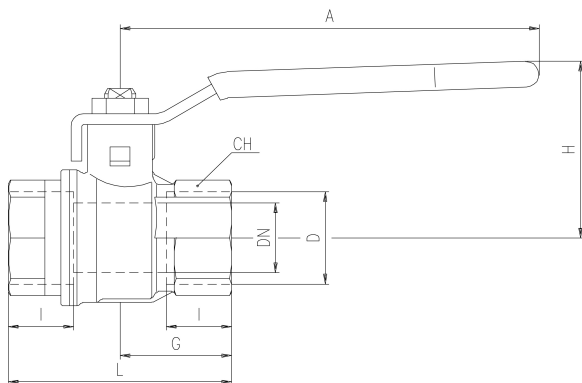
Approved by or in compliance with

- The Australian Gas Association (Australia)
- Factory Mutual (United States)
- SVGW (Swiss)
- GOST-R (Russia)
- Hygiene and epidemic center in Moscow city (Russia)
- BSI Group (United Kingdom)
- RoHS Compliant (EU)
- DIN-DVGW (Deutschland)

NOTE: approvals apply to specific configurations/sizes only.



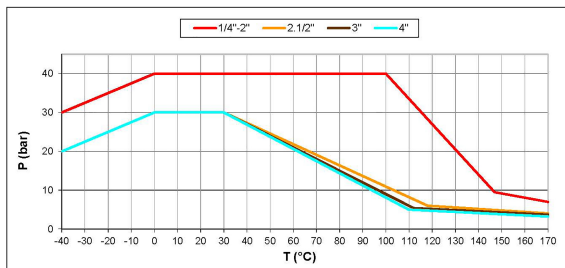
	PART DESCRIPTION	Q.TY	MATERIAL
1	Nickel plated body (external nickel plated, unplated inside up to 2")	1	CW617N
2	Seat	2	PTFE
3	Chrome plated ball with rinse hole (read rinse hole on sizes from 3/4" up to 2")	1	CW617N
4	Nickel plated end-cap (external nickel plated, unplated inside up to 2")	1	CW617N
5	Nickel plated stem O-ring design	1	CW617N
6	Geomet® nut	1	CB4FF
7	O-Ring	2	FPM
8	Yellow PVC coated Geomet® steel handle	1	DD11



Code	S84B00	S84C00	S84D00	S84E00	S84F00	S84G00	S84H00	S84I00	S84L00	S84M00	S84N00
D (Inch)	1/4	3/8	1/2	3/4	1	1 1/4	1 1/2	2	2 1/2	3	4
DN (mm.)	8	10	15	20	25	32	40	50	65	80	100
I (mm.)	12	12	15.5	17	21	23	23	26.5	32	35	41.5
L (mm.)	45	45	59	64	81	93	102	121	156	177	216
G (mm.)	22.5	22.5	29.5	32	40.5	46.5	51	60.5	78	88.5	108
A (mm.)	82	82	100	120	120	158	158	158	255	255	255
H (mm.)	38	38	43	50	54	73	79	86	132	140	154
CH (mm.)	20	20	25	31	40	49	54	68.5	85	99	125

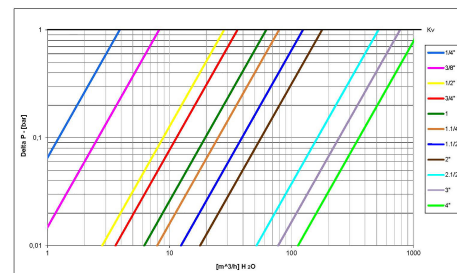
DN shows the nominal flow diameter. Actual flow diameter complies with full port DIN 3357 part 4. Stem configuration of valves over 2" is slightly different. Ball valves are marked CE on handle from 1.1/4" to 2", on body over 2" as follow: CE 1115 cat IIIB+D PS: 5 GAS TS1: -20°C TS2: +60°C

Pressure-temperature chart



AS4617 limitations for GAS: 2100 Kpa up to 2" and 1500 Kpa from 2. 1/2" to 4" rated working pressure and 0°C +60°C temperature

Pressure drop chart



Ask for additional information on the whole range of **RuB** products and consult with your supplier for special applications.

RuB endeavors to provide comprehensive information about the installation, maintenance and operation of its products. For more details or clarification, please contact us. **RuB** reserves the right to change or modify product design, construction, specifications, materials or the information herein without prior notice and without incurring any obligation to make such changes and modifications on **RuB** products previously or subsequently sold. Content of this document is proprietary to **RuB** and it may not be copied in part or in whole without prior written authorization from **RuB**. Recommendations on application design and material selection are based on available technical data and are offered as suggestions only. Pressure and temperature ranges are for generic use of the products. Each user should make his/her own tests to determine the suitability for his/her own particular use. **RuB** offers no express or implied warranties concerning the form, fit, or function of a product in any application. **RuB** does not accept liability for errors or omissions. Any undated reference to a code or standard shall be interpreted as referring to the latest edition. **RuB** and logo are registered trademarks of **Rubinetteria utensilerie BONOMI srl**. Other logos are property of respective owners.